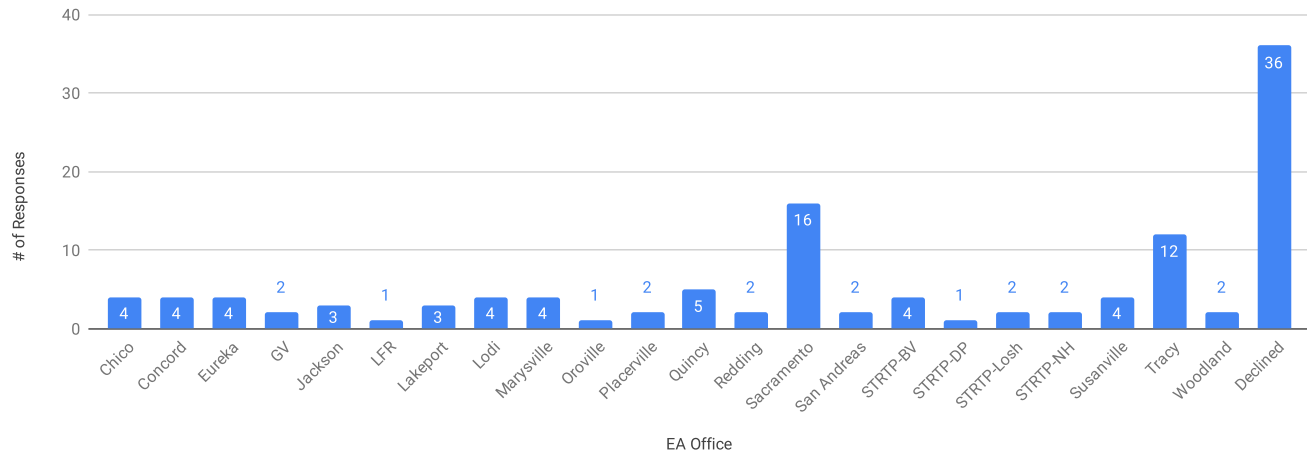


EA Employee Satisfaction Survey 2021



This satisfaction survey was administered via a SurveyMonkey link to all EA employees. The survey consisted of eleven items, nine of which are based on a 5-point Likert scale. Likert-scaled responses are scored on a range from 5 to 1 (e.g. "Strongly Agree" to "Strongly Disagree"). This survey ended with a sample size (n) of 123, down from 173 in 2020 (28.9% decrease).

In which EA office do you work?



Q1: My work environment inspires me to give my best effort each day?

Strongly Disagree

0.8%

Disagree

8.1%

Neutral

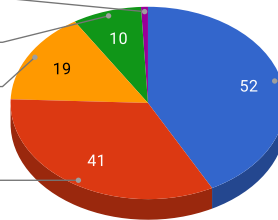
15.4%

Agree

33.3%

Strongly Agree

42.3%



	Strongly Agree	Agree	Neutral/Neither Agree Nor Disagree	Disagree	Strongly Disagree
# of Responses	52	41	19	10	1
Item Mean	4.08				
2020 Mean	4.26				

Q2: I feel I work in a healthy work environment.

Strongly Disagree

0.8%

Disagree

7.4%

Neutral

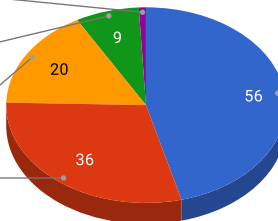
16.4%

Agree

29.5%

Strongly Agree

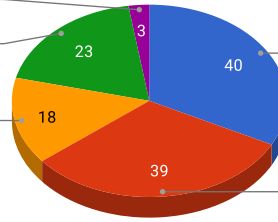
45.9%



	Strongly Agree	Agree	Neutral/Neither Agree Nor Disagree	Disagree	Strongly Disagree
# of Responses	56	36	20	9	1
Item Mean	4.12				
2020 Mean	4.2				

Q3: How would you rate communication between leadership and employees in my organization?

Poor
2.4%
Needs Improvement
18.7%
Ok
14.6%



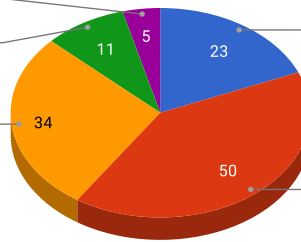
Great
32.5%

Very Good
31.7%

	Great	Very Good	Ok	Needs Improvement	Poor
# of Responses	40	39	18	23	3
Item Mean	3.73				
2020 Mean	3.7				

Q4: How often does your supervisor give you feedback about your work?

Not At All Often
4.1%
Not So Often
8.9%
Somewhat Often
27.6%



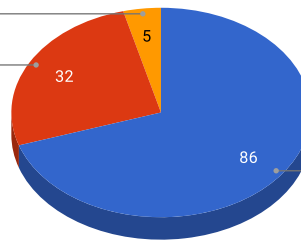
Extremely Often
18.7%

Very Often
40.7%

	Extremely Often	Very Often	Somewhat Often	Not So Often	Not At All Often
# of Responses	23	50	34	11	5
Item Mean	3.4				
2020 Mean	3.58				

Q5: I have received praise for doing good work?

No
4.1%
Yes, Somewhat
26.0%



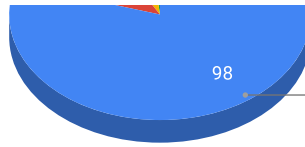
Yes, Definitely
69.9%

	Yes, Definitely	Yes, Somewhat	No
# of Responses	86	32	5
Item Mean	2.66		
2020 Mean	2.67		

Q6: I am satisfied with the workplace flexibility offered by my organization.

Disagree
1.6%
Neutral
6.5%
Agree
12.2%





Strongly Agree
79.7%

	Strongly Agree	Agree	Neutral/Neither Agree Nor Disagree	Disagree	Strongly Disagree
# of Responses	98	15	8	2	0
Item Mean	4.7				
2020 Mean	4.66				

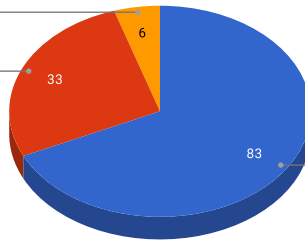
Q7: We are encouraged to work with other staff to solve problems.

Never

4.9%

Usually

27.0%



Always
68.0%

	Always	Usually	Never
# of Responses	83	33	6
Item Mean	2.63		
2020 Mean	2.69		

Q8: I feel my cultural concerns and preferences (race, spirituality, identity, etc.) are respected by EA.

Strongly Disagree

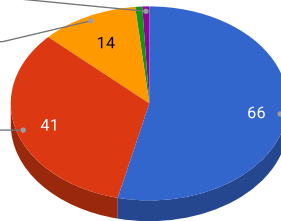
0.8%

Neutral

11.4%

Agree

33.3%



Strongly Agree
53.7%

	Strongly Agree	Agree	Neutral/Neither Agree Nor Disagree	Disagree	Strongly Disagree
# of Responses	66	41	14	1	1
Item Mean	4.38				
2020 Mean	4.45				

Q9: EA works to promote my professional growth and success.

Strongly Disagree

1.6%

Disagree

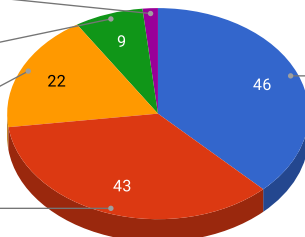
7.4%

Neutral

18.0%

Agree

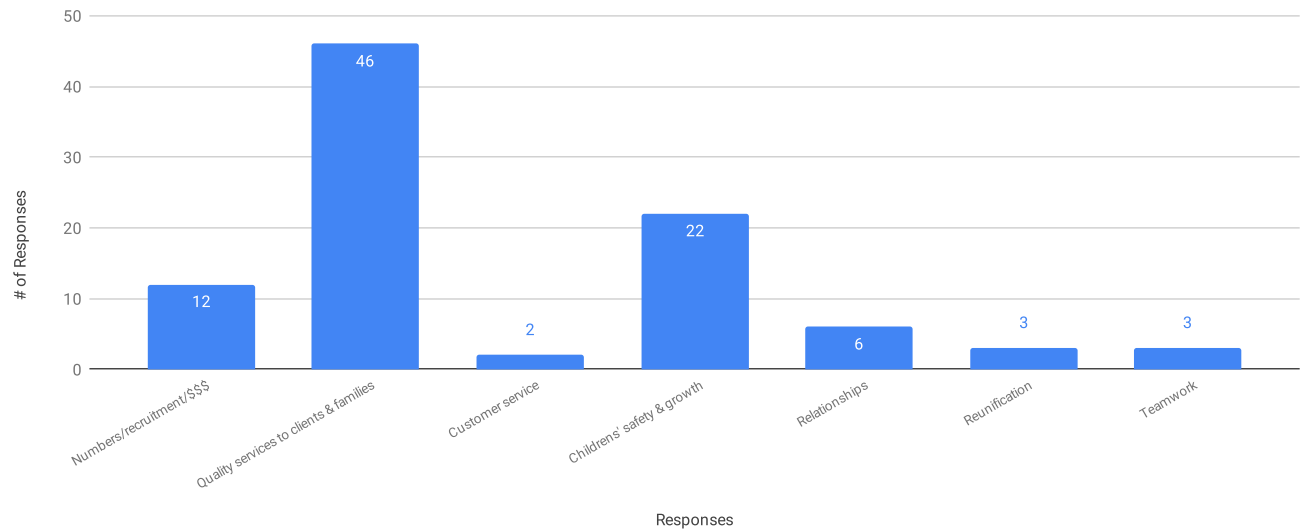
35.2%



Strongly Agree
37.7%

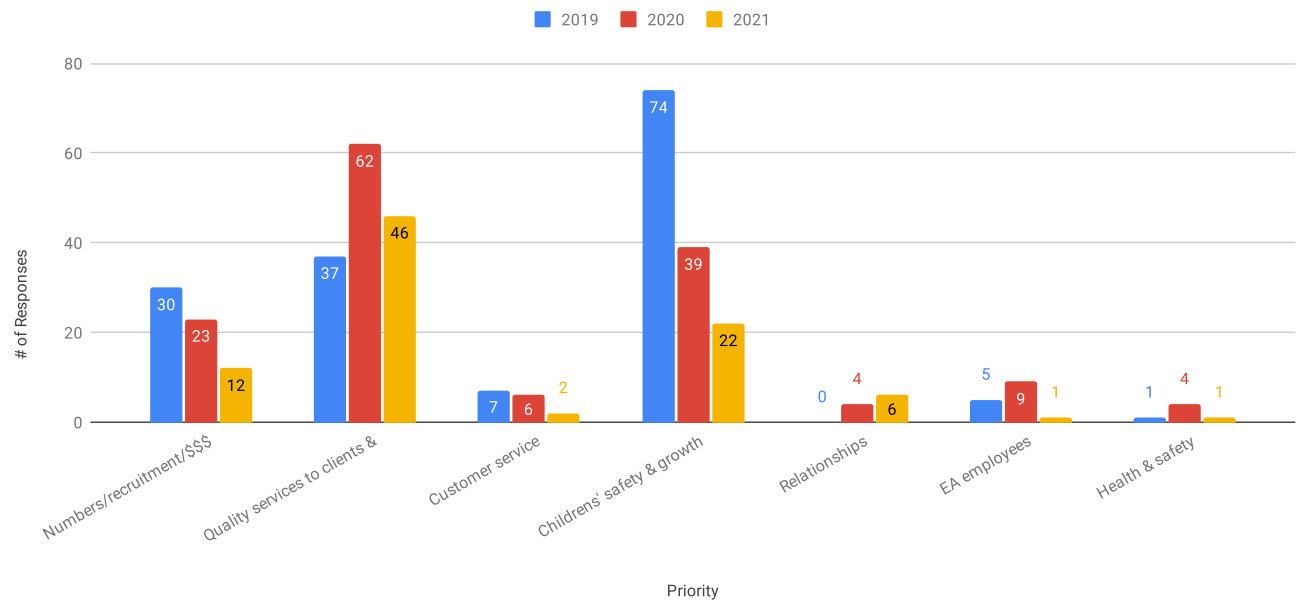
	Strongly Agree	Agree	Neutral/Neither Agree Nor Disagree	Disagree	Strongly Disagree
# of Responses	46	43	22	9	2
Item Mean	4				
2020 Mean	3.99				

Q10: What do you feel is the top priority of EA Family Services?



Other single responses include: Transportation, the MH program, personal agendas, peoples' feelings, Administration, EA employees, health & safety

EA Priorities Comparative Analysis (2019 - 2021)



Means

Item Means



